

95+
YEARS
OF EXPERIENCE

Rent
or
buy

Finding your new warehouse is quick and easy

Product catalogue

Herchenbach Industrial Buildings GmbH


HERCHENBACH



1

ABOUT HERCHENBACH

Why choose Herchenbach?
Find out more here about our company,
our product and our advantages.

2

YOUR WAREHOUSE IN JUST FOUR STEPS

Our product solution provides you with more storage
space in just four steps.

3

BUILDING SOLUTIONS

Find out further information here on our building solution:
Our system and building types at a glance.

4

ACCESSORIES

With over 1000 accessories available, we tailor the
warehouse to your requirements. Choose from doors,
gates, windows, lighting systems and much more.

5

REFERENCES

We are active in more than 40 countries across the globe.
Find out here about our successfully completed projects.

6

CONTACT

If you have any questions, please do not hesitate to contact us.
Here you will find the various ways to get in contact.



We care
about your
projects

ABOUT US

Warehouses with comprehensive service package

Our comprehensive service package includes seamless process handling from expert consultation and planning, to assembly, through to customer care once the project has been completed. Proximity to the customer is particularly important

- in the case of one-to-one consultation and creation of the quote by our sales staff.
- in the case of one-to-one customer care by the project manager during the planning and assembly phase.
- in the case of building technology questions from our experienced engineering department.
- in the case of questions relating to construction law and obtaining a building regulation.

Our building solutions

Our warehouses are cost-effective and available at short notice. They comply with building regulation and are suitable for a sustainable service life according to BS EN 1991. Use them as a permanent storage solution for a wide range of operational purposes or as a medium-term intermediate rental solution. Our warehouses offer cost and time savings due to shorter lead and assembly times in contrast to conventional solutions, such as steel buildings. Thanks to the flexible geometries of our warehouses, our customer base includes both medium-sized companies and large corporations from various industries. Our warehouses offer maximum flexibility when it comes to planning your strategy. If you need a building at short notice, our buildings can be completed in two to four weeks.

An international team with "Made in Germany" quality

Herchenbach combines the expertise of a traditional owner-managed company with innovation. Our process for quickly and simply implementing warehouse solutions has been awarded the Top 100 Innovator Prize several times. Over the past 100 years of the company's history, we have established ourselves as a specialist across Europe for semi-permanent warehouses in industry, trade and commerce. With experience of over 5000 successfully completed building projects for more than 2000 customers in 40 countries, we have developed and implemented suitable solutions for the widest range of applications.

Together we will develop the right solution for your warehouse space requirements. We look forward to working on your building project!

Our advantages at a glance



+ Cost effectiveness

Our semi-permanent warehouses are an economic warehouse solution. We offer a high-quality product at an affordable price.



+ Flexibility

Our semi-permanent warehouses are versatile and in contrast to conventional steel buildings are available in no time at all. If required, they can be adapted in a modular way or dismantled. Our rental option also offers a high degree of flexibility.



+ Industry expertise

It is unanimous: our customers all tell us that we understand their daily business. Our expertise in building construction means we are well placed to detect any obstacles and problems in other sectors.



+ Full service

Our services are extensive and closely aligned to one another. We provide our customers with a worry-free package and develop tailored solutions for their problems. For you this means maximum performance with minimal effort.



+ Commitment

All of our employees are committed to the company and our products. We care about our customers and the completion of our projects and are involved in all process steps.



95+
years of experience

70+
employees

5000+
completed projects

GOING THE EXTRA MILE FOR YOU



Our rental model

In addition to our purchase option, our semi-permanent buildings are also available to rent with attractive terms. Here, we draw up an individual rental contract with you, in which the duration and conditions are determined. Once the rental period comes to an end, the choice is yours, you can either buy, dismantle or continue renting the building. Our rental option offers the advantages:

Cost efficiency

Rental does not involve a high investment budget. In contrast to years of amortization, which tends to be the case when purchasing the product, you can claim the costs for the rental against tax right away and protect your assets. Storm and fire insurance is already covered in the rental costs, meaning that more capital and resources are left for your core business.

Planning reliability

A high investment budget goes hand in hand with increased risk. Especially when you do not know for how long you will need the warehouse space, rental provides you with planning reliability within your company strategy.

Flexibility

The market is vulnerable to economic fluctuations, meaning that companies sometimes have a need for warehouse space at short notice. Our rental model allows flexibility: if there is increased demand for space during the rental period, the building can be extended. If the building is required beyond the period defined in the contract, it can be purchased at a fair market value or the contract can be extended.

Planning permission

With almost 100 years of experience behind us in building construction, we do not just have expertise in efficiently implementing warehouse solutions. We also recognise the needs and obstacles, which occur on the path to meeting planning law requirements. Both our building constructions and our internal processes are tailored with this in mind.

We take care of your project and support you through all the legal regulations, which are applicable when constructing your new building, and are proactively by your side.



So what does this actually mean for you?

Planning permission in a few weeks

We support you in obtaining planning permission. We are familiar with the obstacles and problems, which may occur during this process and work with you to find solutions to them. This means that the process can be completed as quickly as possible and you are delayed in commencing building.

Peace of mind

Our support allows you to completely focus on your day-to-day business. As a competent contact, when it comes to planning law issues, we clear up any uncertainties, leaving more time for your internal resources to focus on their daily business.

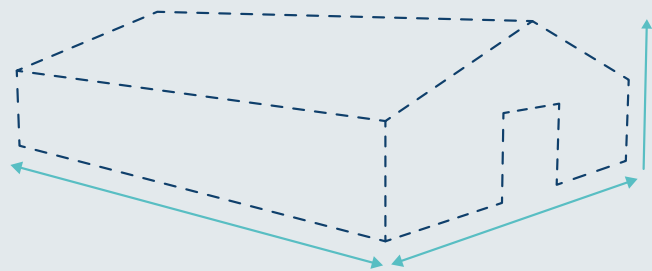
No interruptions to supply chains

We are always keeping costs and delivery times in mind. Our professional project management team will take care of your building project. Keeping to agreed delivery dates and fast assembly are a matter of course for us.



01 Conception

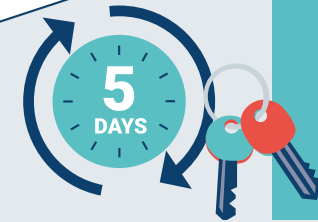
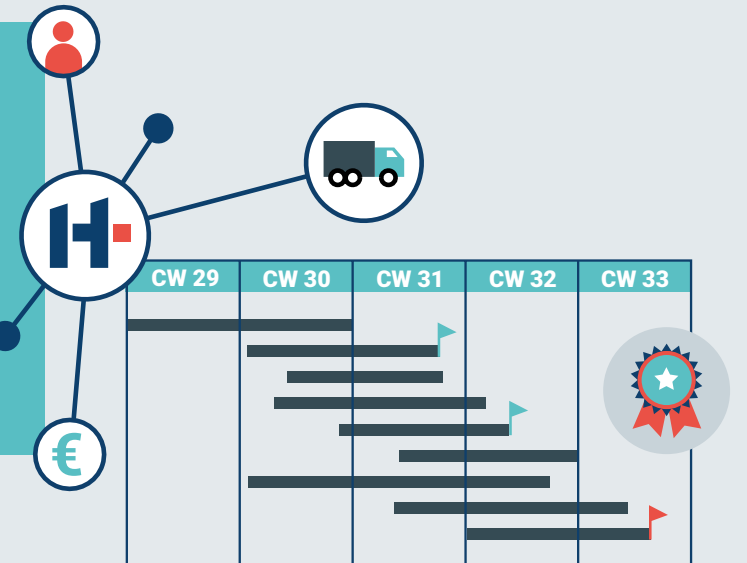
Our sales team will develop a warehouse solution, which is perfectly tailored to your individual requirements. The service life, dimensions, fixtures and fittings and finally also the price of the building are tailored to your application. Following our free of charge and non-binding one-to-one consultation, you will usually receive a firm offer from us within 24 hours with a binding timeframe and structured overview of the costs.



YOUR BUILDING IN JUST FOUR STEPS

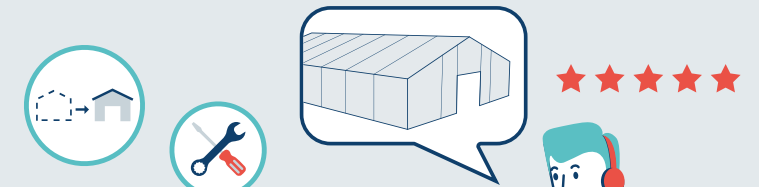
02 Project

Once commissioned, our project management team will take control of the pending tasks. We coordinate everything, including communication with planning authorities and external stakeholders. Furthermore, we always keep an eye on quality, delivery dates and costs so that you can relax. Throughout the entire process, we take care of the project and guarantee our proactive commitment.



03 Assembly

Once the building area has been approved, we start setting up the construction site and assembly can begin. First, our trained fitters assemble the frame, this is then equipped with roof and wall cladding, and at the end the fixtures and fittings, such as gates, doors etc. are integrated. Rule of thumb during assembly: handover of a complete 1000 m² building within five working days with minimal effort for the customer.



04 Service

Our top priority is that you are satisfied with your new building once we have assembled it. This is why our service team is always on hand following assembly. We are happy to carry out repairs, maintenance work or change requests after your building has been assembled.

Our comprehensive service package guarantees a stress-free, cost-efficient warehouse solution.





OUR BUILDINGS

Our semi-permanent warehouses are flexible in design and adapt to a wide range of applications. Regardless of whether goods storage, a maintenance or repair building, a logistics centre or production building is required. Our standard range includes three types of building: the Cover+ canopy, the Safe+ unheated warehouse and the Therm+ insulated warehouse. They offer flexible design options in terms of length, width and height and fixtures and fittings, thanks to our extensive modular system.

Cover+

This canopy offers weather protection for non-sensitive goods and can also be used as a passageway or tunnel.

Uses

- Weather protection
- Condensation protection
- Theft protection
- Frost protection
- Temperatures >5°

Applications

- Handling non-sensitive goods
- Order picking and unloading
- Passageways and tunnels



Safe+

This unheated warehouse protects non-sensitive goods from the elements. Additionally, it offers protection against theft and condensation.

Uses

- Weather protection
- Condensation protection
- Theft protection
- Frost protection
- Temperatures >5°

Applications

- Storage of non-sensitive goods
- Logistics and distribution centres
- Semi-finished and finished parts
- Maintenance and repair work



Therm+

This insulated warehouse protects against weather, theft and condensation. It is available partially or fully insulated and offers frost protection for sensitive goods.

Nutzen

- Weather protection
- Condensation protection
- Theft protection
- Frost protection
- Temperatures >5°

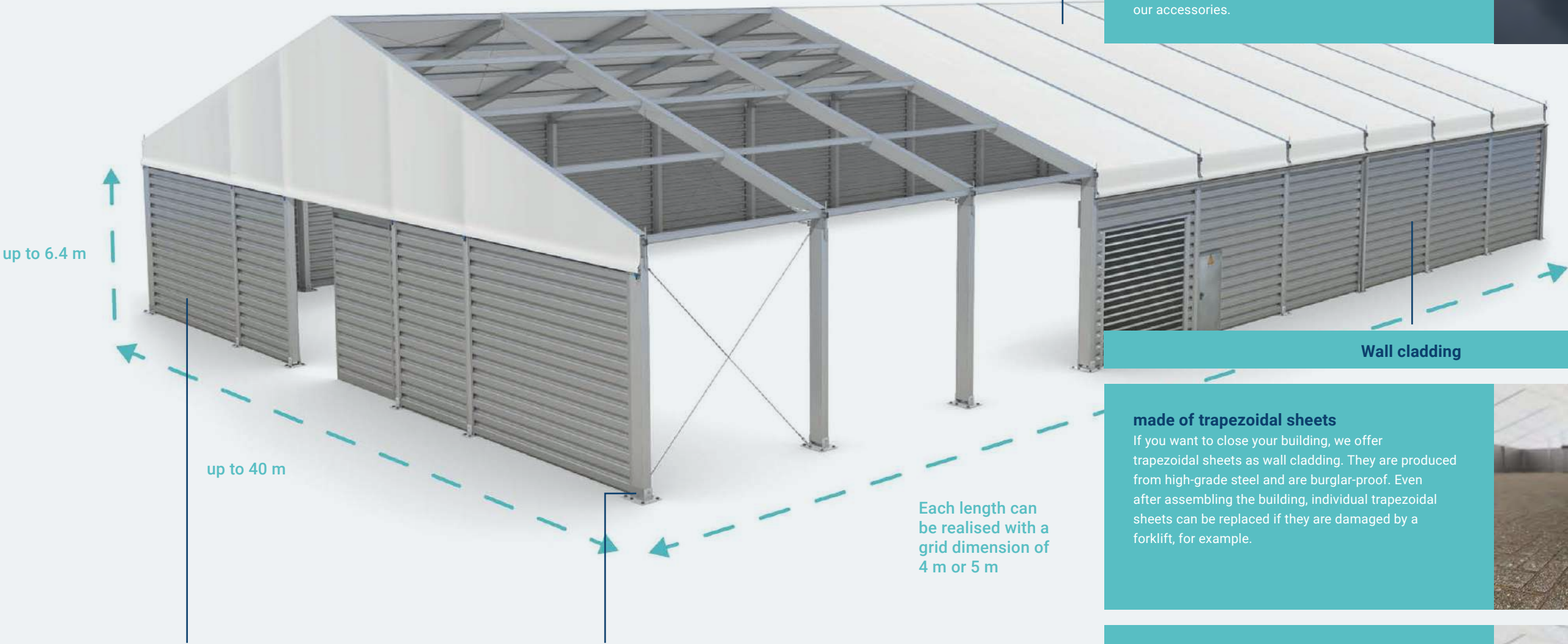
Applications

- Storage of sensitive goods
- Workshop and assembly
- Production and manufacturing
- Parcel depots and baggage distribution



HEBA-FIX® SYSTEM

Our semi-permanent warehouses are based on the patented Heba-Fix® system. They are certified according to BS EN 1991 and are designed for a sustainable service life of up to 50 years. They are based on a stable aluminium supporting structure, which is equipped with wall and roof cladding as well as various accessories. This offers you a high degree of flexibility when it comes to designing your warehouse space.



Roof cladding

Our roof cladding made of highly tear-resistant industrial PVC is robust, durable and more cost effective than other roofing. It is translucent and lets plenty of daylight into the building. Additional lighting measures are unnecessary, provided the building does not need to be used during the night. An insulated roof cladding, fire or condensation protection can be found in our accessories.



made of trapezoidal sheets

If you want to close your building, we offer trapezoidal sheets as wall cladding. They are produced from high-grade steel and are burglar-proof. Even after assembling the building, individual trapezoidal sheets can be replaced if they are damaged by a forklift, for example.



made of ISO panels

If you want to heat your building or store sensitive goods, we offer ISO panels as wall cladding. They are constructed from steel and polyurethane. The offer excellent insulating properties and therefore reduce costs in heated buildings. Even after assembling the building, individual panels can be replaced if they are damaged by a forklift, for example.



Accessories

Choose doors, gates, windows, lighting systems and additional fixtures and fittings from our Accessories range, which are required for your company's processes. From fast-acting mechanisms to motion sensors, when it comes to the fixtures and fittings we go to the last technical detail.

Aluminium frame

Our aluminium frames are stable and durable. Thanks to their lower weight in comparison to steel, the frames can be assembled faster and their durability is just as favourable. If required, the building can be extended in a modular way by attaching additional aluminium frames. Furthermore, the distinguishing feature of the aluminium is that it is 100% recyclable.



COVER+

Our Cover+ canopy comprises stable aluminium profiles, which are cladded with highly tear-resistant industrial PVC. Cover+ offers weather protection and is suitable, for example, for handling non-sensitive goods. It also functions as passageway or tunnel construction.






Order picking and unloading can take place under the canopy. Choose various fixtures and fittings for your canopy, such as diffuser luminaires. Further information on our fixtures and fittings can be found under Accessories.

Quick Facts

Frame
stable and durable aluminium profiles

Roof cladding
textile roofing in highly tear-resistant industrial PVC tarpaulin

Features +++++

-  Weather protection
-  Condensation protection
-  Theft protection
-  Frost protection
-  Temperatures >5°

Applications

- ☒ Handling non-sensitive goods
- ☒ Order picking and unloading
- ☒ Passageways and tunnels



Up to 50%
cheaper

- + Thanks to intelligent material use, innovative floor anchoring and optimised assembly processes, semi-permanent warehouses from Herchenbach are more cost-effective than conventional steel or concrete warehouses.



Delivered within
2-4 weeks


- + Thanks to our optimised processes and services, we provide the required warehouse capacity in no time at all, meaning that your supply chains do not grind to a halt.



Flexibly rent or buy
for 50 years

- + All of our buildings meet BS EN 1991 and are therefore certified for sustainable construction. Use the building for as long as you need it and in the meantime adjust the required space in line with your requirements.





SAFE+

Our Safe+ uninsulated warehouse comprises stable aluminium profiles, which are cladded with highly tear-resistant industrial PVC. The wall cladding is made of robust trapezoidal steel sheets. Safe+ offers weather and theft protection. An optional inner tarpaulin, which sits beneath the outer tarpaulin, also provides protection against condensation.

Our uninsulated warehouses are suitable for the storage of non-sensitive goods. They can be used as logistics centres or as maintenance and repair buildings. Choose various fixtures and fittings for your uninsulated warehouse, such as doors, gates, windows, diffuser luminaires, fire protection measures, wall base sealing or gutters for controlled drainage of rain water. Further information on our fixtures and fittings can be found under Accessories.






Quick Facts

Frame
stable and durable aluminium profiles

Roof cladding
textile roofing in highly tear-resistant industrial PVC tarpaulin

Wall cladding
robust trapezoidal steel sheets

Features +++++

-  Weather protection
-  Condensation protection
-  Theft protection
-  Frost protection
-  Temperatures >5°

Applications

- ☒ Storage of non-sensitive goods
- ☒ Logistics and distribution centres
- ☒ Semi-finished and finished parts
- ☒ Maintenance and repair work



Up to 50%
cheaper

- + Thanks to intelligent material use, innovative floor anchoring and optimised assembly processes, semi-permanent warehouses from Herchenbach are more cost-effective than conventional steel or concrete warehouses.



Delivered within
2-4 weeks


- + Thanks to our optimised processes and services, we provide the required warehouse capacity in no time at all, meaning that your supply chains do not grind to a halt.



Flexibly rent or buy
for 50 years

- + All of our buildings meet BS EN 1991 and are therefore certified for sustainable construction. Use the building for as long as you need it and in the meantime adjust the required space in line with your requirements.





THERM+

Our insulated Therm+ building comprises stable aluminium profiles, which are cladded with highly tear-resistant industrial PVC. The wall cladding is made of ISO panels. Therm+ buildings provide protection against weather, theft and frost. An optional inner tarpaulin, which sits beneath the outer tarpaulin, also provides protection against condensation. Therm+ buildings are suitable, for example, for the storage of sensitive goods. They are also used as workshop or assembly buildings, as parcel depots, baggage distribution or workshop and assembly buildings.

Choose various fixtures and fittings for your unheated warehouse, such as doors, gates, windows, diffuser luminaires, fire protection measures, wall base seals or gutters for controlled drainage of rain water. Further information on our fixtures and fittings can be found under Accessories.

Quick Facts

Frame
stable and durable aluminium profiles

Roof cladding
textile roofing in highly tear-resistant industrial PVC tarpaulin

Wall cladding
ISO panels with excellent heat transfer values (0.31 W/m²K)

Features +++++

-  Weather protection
-  Condensation protection
-  Theft protection
-  Frost protection
-  Temperatures >5°

Applications

- ☒ Storage of sensitive goods
- ☒ Workshop and assembly
- ☒ Production and manufacturing
- ☒ Parcel depots and baggage distribution



Up to 50%
cheaper

- + Thanks to intelligent material use, innovative floor anchoring and optimised assembly processes, semi-permanent warehouses from Herchenbach are more cost-effective than conventional steel or concrete warehouses.



Delivered within
2-4 weeks

- + Thanks to our optimised processes and services, we provide the required warehouse capacity in no time at all, meaning that your supply chains do not grind to a halt.



Flexibly rent or buy
for 50 years

- + All of our buildings meet BS EN 1991 and are therefore certified for sustainable construction. Use the building for as long as you need it and in the meantime adjust the required space in line with your requirements.



1.000+
accessories

ACCESSORIES

Herchenbach semi-permanent warehouses can be equipped with various accessories. Our range includes doors and gates, lighting systems, gutters and canopies, partition walls, floors, windows and much more. In addition to our standard range, we would be delighted to design custom solutions, if required.

With our extensive range of accessories, we ensure that you get exactly what you want. Here, planning law regulations in particular as well as the use of the building play a major role. We would be delighted to advise you on selecting the right accessories in a non-binding, free of charge one-to-one consultation.

DOORS

Steel doors

We offer steel doors in single-leaf or double-leaf design. They are suitable as fire protection and escape doors, which are required in order to comply with building regulations. For everyday in-house operational requirements we recommend steel doors with a lever handle set or panic bar. If required, we can also install door solutions with special functions.



Steel door

GATES

Roller shutter doors


We stock roller shutter doors in various sizes. They can be mounted in the gable or side wall of the building and also combine theft protection with seamless operating processes. In addition to this, they also prove advantageous, as they take up minimal space. The rolling door curtain rolls up tightly without protruding into the building and therefore does not utilise any potential warehouse space. Optionally roller shutter doors can be fitted with a fast-acting mechanism or motion sensor.



Roller shutter door

Sectional gates

We stock sectional gates in various sizes. They can be mounted either in the gable or side wall, with lower or higher deflection. Sectional gates offer theft protection and ensure seamless operating processes for loading and unloading the building. Depending on the design of the gate panels, they offer excellent insulation values, meaning they make the perfect addition to our insulated Therm+ buildings. Thanks to different colours, surfaces and materials, sectional gates provide a range of design options. Optionally, sectional gates can be fitted with viewing sections, a fast-acting mechanism or motion sensors.



Sectional gate

Sliding gates

We stock sliding gates in various sizes. They are cost-effective, space-saving and barrier-free, as the guide rail on which the gate slides along when it is opened, runs at the top.

WE RECOMMEND

Sliding gates are produced from single trapezoidal sheets. Installed in Safe+ buildings, they provide a harmonious overall appearance and a good cost/performance ratio.

Tarpaulin gates

We stock tarpaulin gates in various sizes. They are made from the same industrial PVC tarpaulin as our roof cladding and are extremely cost-effective. They can however not be locked and only partially seal the building. Tarpaulin gates are particularly well suited for cost-optimised unheated warehouses, in which non-sensitive goods are stored.

ROOF OPTIONS

Insulated PVC tarpaulin


Our highly tear-resistant PVC tarpaulin, which we install as standard, is also available as an insulated version. The so-called Heba-Therm tarpaulin is made of industrial PVC, a polyester fleece as insulation material and an inner tarpaulin to protect against condensation water. The insulated tarpaulin is translucent and offers excellent insulating properties (U-values of 0.85 W/m²K). It accordingly reduces the energy required to heat the building, as it is translucent, it allows plenty of daylight into the building interior.

Hard roofing


See “Fire protection” accessories

Condensation protection tarpaulin

See “Rain & condensation water drainage” accessories



Sliding gate



Tarpaulin gate



Insulated PVC tarpaulin

LIGHTING SYSTEMS

Diffuser luminaires

When it comes to lighting systems, we offer diffuser luminaires made of shock-resistant aluminium housing with a Makrolon® panel. In terms of lighting, you can choose between cost-effective fluorescent tubes or highly efficient LED strip technology. Both designs offer a long service life. We use a light calculation to find the right solution for your application.

WE RECOMMEND

Our translucent roof cladding lets plenty of daylight into the building. If the building is used solely for storage purposes and no physical work is carried out, a lighting system may not be necessary.

Outdoor lighting

In addition to indoor lighting systems, our Accessories range includes outdoor lighting with motion sensors. These allow you to enter the building safely when it is dark, sufficient light for loading and unloading work as well as a certain level of anti-theft protection.



Warehouse lighting



Outdoor lighting


RAIN & CONDENSATION WATER DRAINAGE

Plastic gutter

Gutters made from resistant plastic are cost-effective and prevent debris build-up. They are used for the controlled drainage of rain water and melt water.




Gutter



Box gutter

Box gutter

In multi-aisle building constructions, we install a box gutter made of stainless steel for connection. You can be rest assured of controlled drainage of rain and melted ice water, even between the individual aisles of the building. The box gutters are also available with integrated heating if required. To protect material and employees during the winter months, the heating function prevents the box gutters from freezing and icicles from forming.



Wall base sealing

Wall base sealing

Space between the lower wall panel and the floor can be sealed with a wall base sealing. The inside of the building is protected against moisture coming in from outside and external temperatures. We offer wall base sealing made of rubber, Enkopur® or bitumen.



Canopy

Canopy

Canopies let you create additional useable space around your building. The canopies protect your goods, loading ramps or entrance areas against high levels of sunlight and rain. As such, order picking, for instance, can take place directly in front of the warehouse without having to worry about what the weather has in store.



Condensation protection

Condensation protection

On an uninsulated roof, condensation may accumulate due to temperature fluctuations and differences between the interior and exterior. To protect your goods here, an inner tarpaulin is positioned in parallel to the actual roof tarpaulin. Any dripping condensation is collected here and is directed following the roof inclination to the outside walls and, if available, directly to the gutter.

The pleasant side effect of this construction is a stationary air layer, which creates lightweight thermal insulation and thus offers optimum results for a partially insulated building.

WINDOWS

Tilt and turn windows

Windows with insulated glazing or burglar-proof safety glass can be integrated into the wall panels. Along with the translucent roofing, the windows guarantee plenty of natural light in your building. Thanks to various opening variants of the tilt and turn windows, you can control the amount of fresh air coming in at individual points.



Tilt and turn windows

Translucent panels

The individual wall cladding panels in your building can be replaced by translucent panels. Double-layer translucent panels have better insulation values and ensure plenty of natural light. If desired, cost-effective single-layer translucent panels are also available.



Translucent panels

FLOOR FIXING

Ground spikes


The aluminium profiles of our semi-permanent buildings can be attached in different ways. The most common and most cost-efficient variant is attachment with ground spikes. This is possible on various surfaces, a base plate is not required. For anchoring with ground spikes, the surface course, base course and frost protection layer should be at least 80 cm thick when added together. During the ground analysis, we assess the feasibility of this anchoring method.

Heavy-duty dowels

If the surface is not suitable for anchoring with ground spikes, we recommend heavy-duty dowels. The heavy-duty dowels are attached to concrete, strip foundations or individual footings. One of our team will be happy to advise you on this attachment method.

Ballast

If anchoring is not possible due to pipes or lines in the ground, a ballast can be used instead. For this, the anchor plates are weighed down with concrete blocks.



Ground spikes



Heavy-duty dowels



Ballast

FIRE PROTECTION

Hard roofing

Hard roofing is required if compliance with the prescribed distances to existing buildings is not possible. This is not about the roof construction being a metallic one, rather that it is much more resistant to heat and flying sparks. This prevents a flashover in the building. When it comes to hard roofing, we have developed a patented solution. For our Dach+ tarpaulin, we equip our plain or insulated roof tarpaulin with special glass mat that meets legal requirements for hard roofing. A test certificate is available for hard roofing. Your building can therefore be erected closer to existing buildings.

Smoke and heat exhaust ventilation

If the planning regulations include the need for smoke extraction for the building, we offer a patented smoke and heat exhaust ventilation (SHEV) system that is certified to DIN EN 12101-2. The approved SHEV flaps can be integrated in the roof tarpaulins of our semi-permanent buildings. They are installed when the building is assembled. Buildings of up to 400 m² can be ventilated by a smoke and heat exhaust ventilation (SHEV) system. For larger buildings, more systems must be installed as needed.

ADDITIONAL ACCESSORIES

Partition walls


Partition walls are used to divide your building into separate areas. We install panels made of stainless steel or ISO panels. This allows individual sections of the buildings to be insulated and others not, for example. Thanks to their modular design, partition walls can be flexibly integrated into the building and adapted to the company's work processes.

Internal and external collision protectors

Collision protectors prevent manoeuvring forklifts or trucks from damaging the wall cladding or colliding with your building. It is available both for inside and outside the building.




Dach+



SHEV



Partition walls



Internal and external collision protectors

We erected this semi-permanent warehouse for a medium-sized industrial company. The customer needed a medium-term intermediate solution and opted for our rental option.



At a large corporation from the automotive industry, there was a change request following assembly: the building was to be extended by another aisle in the form of a tunnel construction.



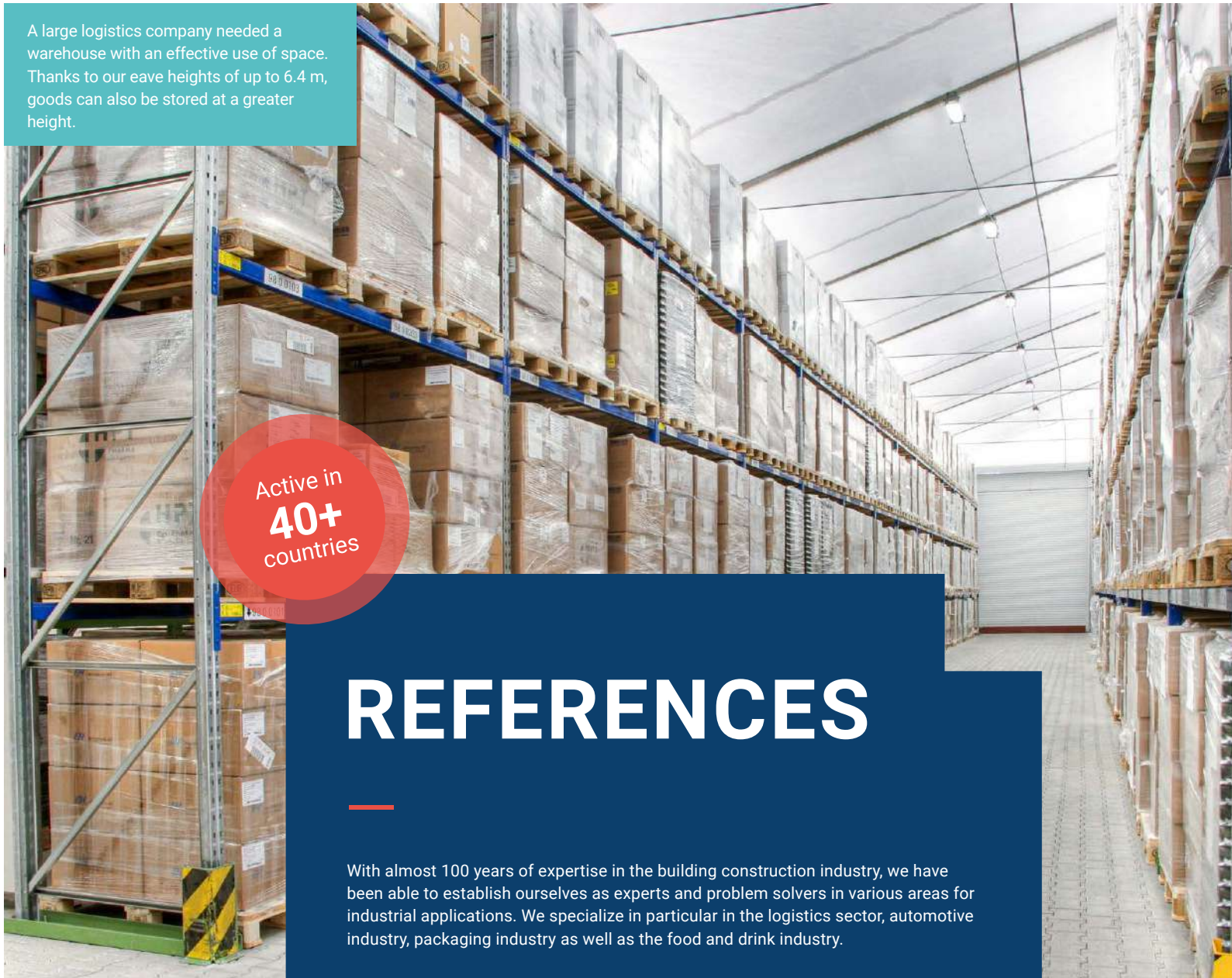
Customers utilise our buildings as a permanent warehouse solution. They are also ideal as a temporary solution for the storage of a wide range of goods.



A customer from the logistics sector needed a 1500 m² building to store semi-finished parts at short notice. The assembly was completed within five working days.



A large logistics company needed a warehouse with an effective use of space. Thanks to our eave heights of up to 6.4 m, goods can also be stored at a greater height.



Active in
40+
countries

REFERENCES

With almost 100 years of expertise in the building construction industry, we have been able to establish ourselves as experts and problem solvers in various areas for industrial applications. We specialize in particular in the logistics sector, automotive industry, packaging industry as well as the food and drink industry.

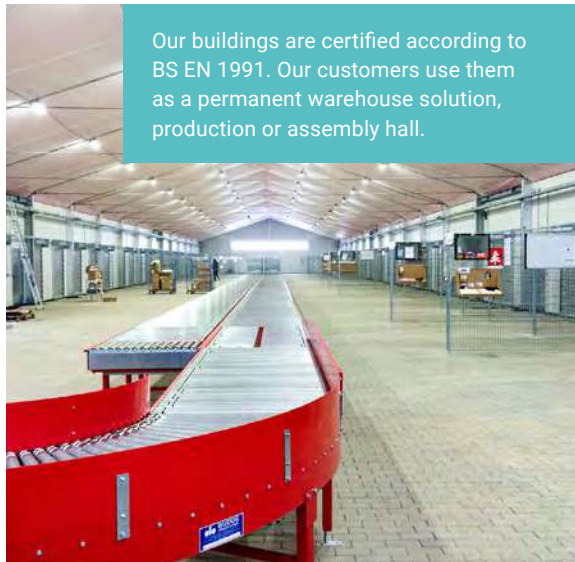
Thanks to the flexibility of our innovative product, it is possible to tailor the building fixtures and fittings to the application in question. Even extra wide gates do not pose an issue for us.



Our customers include companies from across Europe. We implement projects in France, Hungary, Poland and the UK as well as on a global scale.



Our buildings are certified according to BS EN 1991. Our customers use them as a permanent warehouse solution, production or assembly hall.





This medium-sized company experienced an acute warehousing bottleneck. Our comprehensive service package allowed us to realise the building project within a few weeks.




The fields of applications of our product solutions are diverse. Our customer base includes a number of airports, which use our buildings for baggage sorting purposes.



We work hard to find a solution to each problem: For this customer, we erected a canopy to connect two aisles of the building.



Another example of the diverse range of applications is this drinks warehouse belonging to a customer from the food industry.



For a major customer from the automotive industry, we implemented a complex multi-aisle building project with canopy constructions and sliding gates.



LOCATIONS AND CUSTOMERS

In Europe and across the world...

... is where you can find our semi-permanent warehouses assembled. We do not just operate on a regional basis. Our products are also available on the international market. In addition to Germany, our core markets include France, England, Hungary and Poland. Although a number of projects are also realised on a global scale.

Industrial medium-sized companies and international corporations...

...form part of our target market. We are the perfect provider for medium-sized companies, who need industrial semi-permanent warehouses on a temporary or permanent basis. Even large-scale projects of several 1000 m² do not pose an issue to our professional project management team.

VIESSMANN

amazon



Miele



ZEPPELIN CAT

SIEMENS

LIEBHERR

BASF
We create chemistry

SCHÜCO

STUTZ
With passion for logistics.

ROCKWOOL
DAMMT PERFEKT & BRENNT NICHT




Linde Material Handling
Linde



doka

Continental



TECHNICAL DATA

Ground

Ground spike anchoring requirements



perm. soil pressure acc. to type static calculation

~60 cm, E-module 100 MN/m² for layered compacted installation (acc. to RStO 12 (German Directives for the Standardization of Traffic Area Surfaces))

~20 cm, (material and layer thickness acc. to RStO 12)

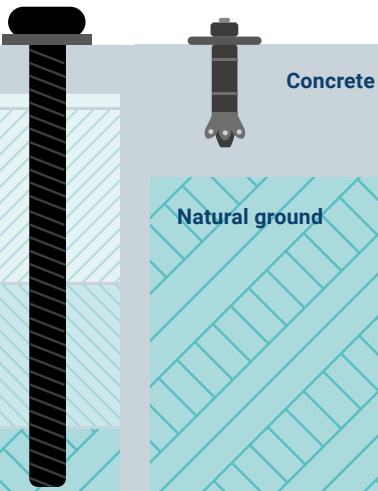
Non-cohesive soil

Top layer (asphalt, plaster, gravel)

Base layer (gravel)

Frost protection layer (gravel)

Natural ground




Heavy-duty dowel requirements



Reinforced concrete slab (~20-30 cm) or strip foundation/individual footings (frost-free with thickness of 80 cm)

Natural ground

Natural ground



Our building sizes

| Unsupported width (m) | Eave height (m) | Ridge height (m) |
|-----------------------|-----------------------|------------------------------|
| 5,00 | 3,4 / 4,4 / 5,4 / 6,4 | 4,22 / 5,22 / 6,23 / 7,23 |
| 7,50 | 3,4 / 4,4 / 5,4 / 6,4 | 4,62 / 5,62 / 6,63 / 7,63 |
| 10,00 | 3,4 / 4,4 / 5,4 / 6,4 | 5,03 / 6,03 / 7,04 / 8,05 |
| 12,50 | 3,4 / 4,4 / 5,4 / 6,4 | 5,43 / 6,43 / 7,43 / 8,45 |
| 15,00 | 3,4 / 4,4 / 5,4 / 6,4 | 5,84 / 6,84 / 7,85 / 8,85 |
| 17,50 | 3,4 / 4,4 / 5,4 / 6,4 | 6,24 / 7,24 / 8,24 / 9,24 |
| 20,00 | 3,4 / 4,4 / 5,4 / 6,4 | 6,65 / 7,65 / 8,65 / 9,65 |
| 25,00 | 3,4 / 4,4 / 5,4 / 6,4 | 7,46 / 8,46 / 9,46 / 10,46 |
| 30,00 | 3,4 / 4,4 / 5,4 / 6,4 | 8,27 / 9,27 / 10,27 / 11,27 |
| 35,00 | 3,4 / 4,4 / 5,4 / 6,4 | 9,09 / 10,09 / 11,09 / 12,09 |
| 40,00 | 3,4 / 4,4 / 5,4 | 9,09 / 10,90 / 11,90 |

BS EN 1991-compliant minimum service life of 50 years



Herchenbach in Europe

Herchenbach LTD
St George's House 215-219
Chester Road
Manchester
M15 4JE

+44 1613 940 900
info@herchenbach.co.uk

Further approvals

Herchenbach Industrial Buildings GmbH
Löhestraße 6
53773 Hennef

+49 2242 969 960
info@herchenbach.de

Herchenbach SARL
4 Rue Marconi
57070 Metz

+33 3533 203 33
info@herchenbach.fr

Herchenbach Industrial Buildings GmbH
Leopoldstraße 18
80802 München

+49 2242 969 960
info@herchenbach.de

Herchenbach Hungary

+36 7060 163 94
info@herchenbach.hu

Herchenbach Poland

+48 7170 790 00
info@herchenbach.pl

CONTACT

Do you have any questions? Then please do not hesitate to contact us. Our employees will be more than happy to help you. We look forward to working on your project!

- 1 Phone**
+44 1613 940 900
- 2 E-mail**
info@herchenbach.co.uk
- 3 Website**
www.herchenbach-industrial.com/contact

5.000+
SUCCESS
FULLY
COMPLETED
PROJECTS



Start your enquiry!



www.herchenbach-industrial.com